

t h e a r t
O F B E D R O O M D E S I G N



Sliding furniture guide

Roundel

Introducing the

Bedroom trends

The bedroom is an environment for sleeping and relaxing and with sliding wardrobe doors it makes it a pleasure to use with its smooth gliding action an optional to have mirrored door will make the room seem larger and without hinged doors will give you extra room too.

the art
of bedroom
furniture
design

Roundel

Mirrors are a
Natural for the
Bedroom

Its reflection and character
brings lightness and
makes it ideal for small
spaces.

new look to bedroom furniture

These days everyone is looking for products to reflect the life they lead, and an individual style to express their personality.

Our range of innovative sliding bedroom furniture has been specifically created with this in mind; installing bedroom furniture enables you to take advantage of every inch while also providing you with neat storage for your clothes.



Continental Styling

A Sleek, modern european feel in a distinctive design statement, using decorative horizontal battens provides a dramatic visual focus to the room.



paneloptions

Frontal colours available in melamine faced chipboard



SB01
Beech effect
Decor - D67



SB06
Light Walnut effect
Decor - D93



SB07
Dark Walnut effect
Decor - D96



SB09
Portofino Cherry effect
Decor - D97

glassoptions


All glass options are toughened glass



SRSATIN
Semi opaque
Sandblasted glass

mirror

Safety backed



Silver Mirror

thesystem

Sliding bedroom furniture frames are constructed from high quality extruded, silver anodised aluminium profiles which have been especially developed for this concept, there is no need for drilling or screwing together. The profiles then house the panels, mirror or glass and rollers which will glide effortlessly at the slightest touch and also making them very easy to install.



Silver Anodised
Aluminium Profile



Track & guide

slidinggrobefrontals


Be creative and choose from the various options by combining wood decor panels with either glass or mirrors to create contemporary, individual and stunning concepts for your sliding wardrobe doors.

Full Panel Style:

Available in either full wood decor, full glass or full mirror. The use of a self adhesive batten supplied loose can be used to divide the panels.

3 Panel Style:

Option to have wood decor material in both top and bottom sections and either glass or mirror in the centre section.



K01
Full Panel Decor



K04
Full Panel Glass



K05
Full Panel Mirror



K02
3 Panel-Equal
(Centre Glass)




K03
3 Panel-Equal
(Centre Mirror)

twodoor



Supplied with 2 Sliding doors.
Includes sliding door gear and frame.

S2D - Sliding 2 door




Size	Code	H	K01	K02/3	K04/5	K06/7	K08/9	K10/11
1000	S2D100	2265						
1100	S2D110	2265						
1200	S2D120	2265						
1300	S2D130	2265						
1400	S2D140	2265						
1500	S2D150	2265						
1600	S2D160	2265						
1700	S2D170	2265						
1800	S2D180	2265						

threedor



Supplied with 3 Sliding doors.
Includes sliding door gear and frame.

S3D - Sliding 3 door



Size	Code	H	K01	K02/3	K04/5	K06/7	K08/9	K10/11
1900	S3D190	2265						
2000	S3D200	2265						
2100	S3D210	2265						
2200	S3D220	2265						
2300	S3D230	2265						
2400	S3D240	2265						
2500	S3D250	2265						
2600	S3D260	2265						
2700	S3D270	2265						

miscitems



Return Gables

These are available if you are not planning between walls and have exposed ends.

For 1 Return Gable


Please add **G1** to the end of the code.

For example S2D100**G1**

For 2 Return Gables

Please add **G2** to the end of the code.

For example S2D100**G2**




Decorative Battens

The use of a single self adhesive batten cut to suit your door size are supplied loose and can be used to divide the panels to what ever pattern you desire.

You will need to order the number of battens you require for each separate door.

To get the right size batten for your door add **BTN** to the size code i.e. S2D100**BTN**



K06

3 Panel-Narrow
(Centre Glass)



K07

3 Panel-Narrow
(Centre Mirror)



K08

3 Panel-Narrow
(Upper Panel Glass)



K09

3 Panel-Narrow
(Upper Panel Mirror)



K10

3 Panel-Wide
(Centre Glass)



K11

3 Panel-Wide
(Centre Mirror)

paneloptions

Frontal colours available in melamine faced chipboard

SB01



Beech effect
Decor - D67

SB06



Light Walnut effect
Decor - D93

SB07



Dark Walnut effect
Decor - D96

SB09



Portofino Cherry effect
Decor - D97

glassoptions

All glass options are toughened glass


SRSATIN



Semi opaque
Sandblasted glass

mirror

Safety backed



Silver Mirror

sliding door robe unit

hinged tall angled
end unit



sliding door bridging

Introducing the new look to bedroom furniture



hinged tall unit



unit

additional units




Angled end unit hinged

Height 2265mm / Width 610mm

Code	Description	K01	K02/3	K04/5	K06/7	K08/9	K10/11
H1D045AER	450 Angled end unit						

Supplied with 1 Hinged door.
Internal shelves.

To get the right size batten for your door add **BTN** to the code i.e.
H1D045AER**BTN**



Hinged door

Height 2265mm / Width 610mm

Code	Description	K01	K02/3	K04/5	K06/7	K08/9	K10/11
H1D050R	500 Shelved unit						
H1D060R	600 Shelved unit						

Supplied with 1 Hinged door.
Internal shelves.

To get the right size batten for your door add **BTN** to the code i.e.
H1D050R**BTN**



Sliding 2 door bridging wall unit

Not available in glass or mirror

Size	Code	H	W
1000	S2D100BWU	540	610
1100	S2D110BWU	540	610
1200	S2D120BWU	540	610
1300	S2D130BWU	540	610
1400	S2D140BWU	540	610
1500	S2D150BWU	540	610
1600	S2D160BWU	540	610
1700	S2D170BWU	540	610
1800	S2D180BWU	540	610

Supplied with 2 Sliding doors and support frame.

Please Note:
Must be used between Robes with support frame



Sliding 3 door bridging wall unit

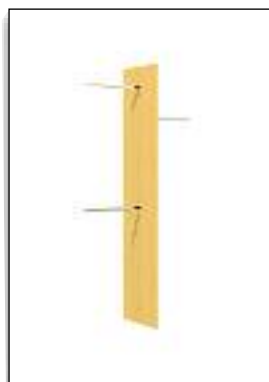
Not available in glass or mirror

Size	Code	H	W
1900	S3D190BWU	540	610
2000	S3D200BWU	540	610
2100	S3D210BWU	540	610
2200	S3D220BWU	540	610
2300	S3D230BWU	540	610
2400	S3D240BWU	540	610
2500	S3D250BWU	540	610
2600	S3D260BWU	540	610
2700	S3D270BWU	540	610

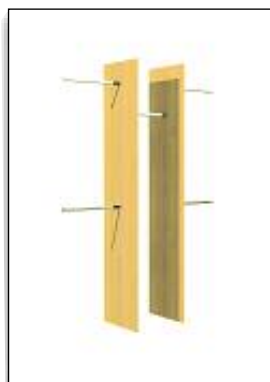
Supplied with 3 Sliding doors and support frame.

Please Note:
Must be used between Robes with support frame

internal fitments



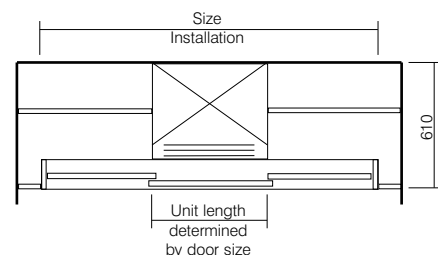
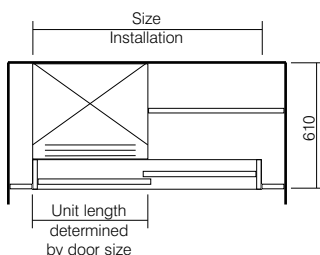
S2D1D3R
To suit 2 door sliding robes.



S3D2D5R
To suit 3 door sliding robes.

Standard internal fitments

Size	H	S2D1D3R	Size	H	S3D2D5R
T/S	2265		T/S	2265	



S2D_F01
To suit 2 door sliding robes.



S3D_F01
To suit 3 door sliding robes.


Single hanging rail + shelf unit

Size	H	S2D_F01	Size	H	S3D_F01
1000	1906		1900	1890	
1100	1906		2000	1890	
1200	1906		2100	1890	
1300	1906		2200	1890	
1400	1906		2300	1890	
1500	1906		2400	1890	
1600	1906		2500	1890	
1700	1906		2600	1890	
1800	1906		2700	1890	

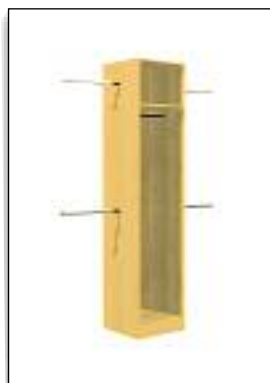
Drawer upgrade kit to be housed in unit. Length of drawers determined by unit. **Cannot** be reduced in depth.



Add letter **D** to end of code i.e. S2D100F01**D**



S2D_T01
To suit 2 door sliding robes.



S3D_T01
To suit 3 door sliding robes.

Double hanging rail + Single hanging unit

Size	H	S2D_T01	Size	H	S3D_T01
1000	2265		1900	2265	
1100	2265		2000	2265	
1200	2265		2100	2265	
1300	2265		2200	2265	
1400	2265		2300	2265	
1500	2265		2400	2265	
1600	2265		2500	2265	
1700	2265		2600	2265	
1800	2265		2700	2265	

Drawer upgrade kit to be housed in unit. Length of drawers determined by unit. **Cannot** be reduced in depth.



Add letter **D** to end of code i.e. S2D100T01**D**



S2D_T02
To suit 2 door sliding robes.



S3D_T02
To suit 3 door sliding robes.

Double hanging rail + shelf unit

Size	H	S2D_T02	Size	H	S3D_T02
1000	2265		1900	2265	
1100	2265		2000	2265	
1200	2265		2100	2265	
1300	2265		2200	2265	
1400	2265		2300	2265	
1500	2265		2400	2265	
1600	2265		2500	2265	
1700	2265		2600	2265	
1800	2265		2700	2265	

Drawer upgrade kit to be housed in unit. Length of drawers determined by unit. **Cannot** be reduced in depth.



Add letter **D** to end of code i.e. S2D100T01**D**



Side Filler

Code	H	W
STFD155	2265	155
STFD300	2265	300
STFD155H	2565	155
STFD300H	2565	300


Used for filling gaps between Sliding door frame and walls. Will need scribing on site.



Ceiling Filler (Per Metre)

Code	W
SDTF 300 High Ceiling Filler per metre	300

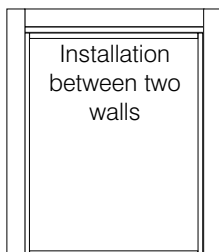
Used to fill gaps between Sliding door frame and ceiling. Max length 2.7 metres, will need scribing on site.



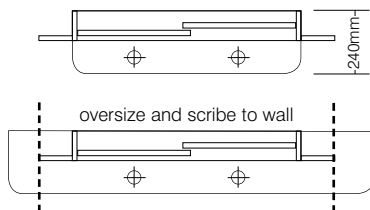
Flyover shelf to house spotlights (Per Metre)

Code	W
1. SFR100 100mm Flyover shelf return (Length 490mm)	100
2. SFS240 240mm Flyover shelf per metre	240
3. SFS420 420mm Flyover shelf per metre	420
2. SFS730 730mm Flyover shelf per metre (Extra depth)	730
3. SFS910 910mm Flyover shelf per metre (Extra depth)	910

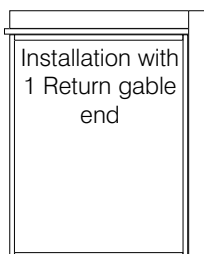
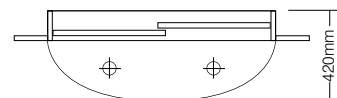
Used to accommodate low voltage lights. Max length 2.75 metres.



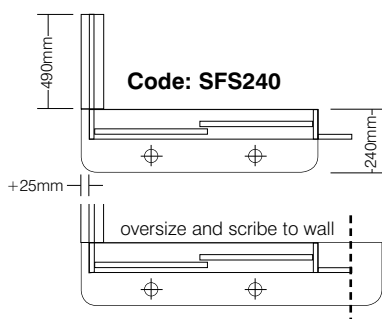
Code: SFS240



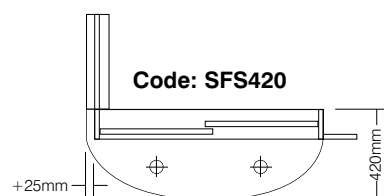
Code: SFS420



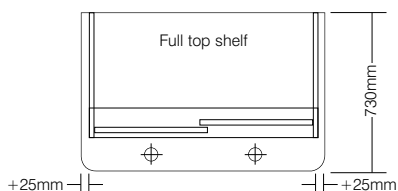
Code: SFR100



Code: SFR100



Code: SFS730



Code: SFS910

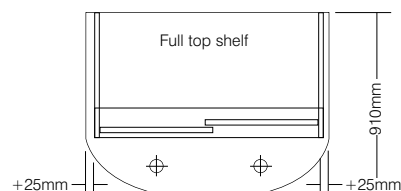
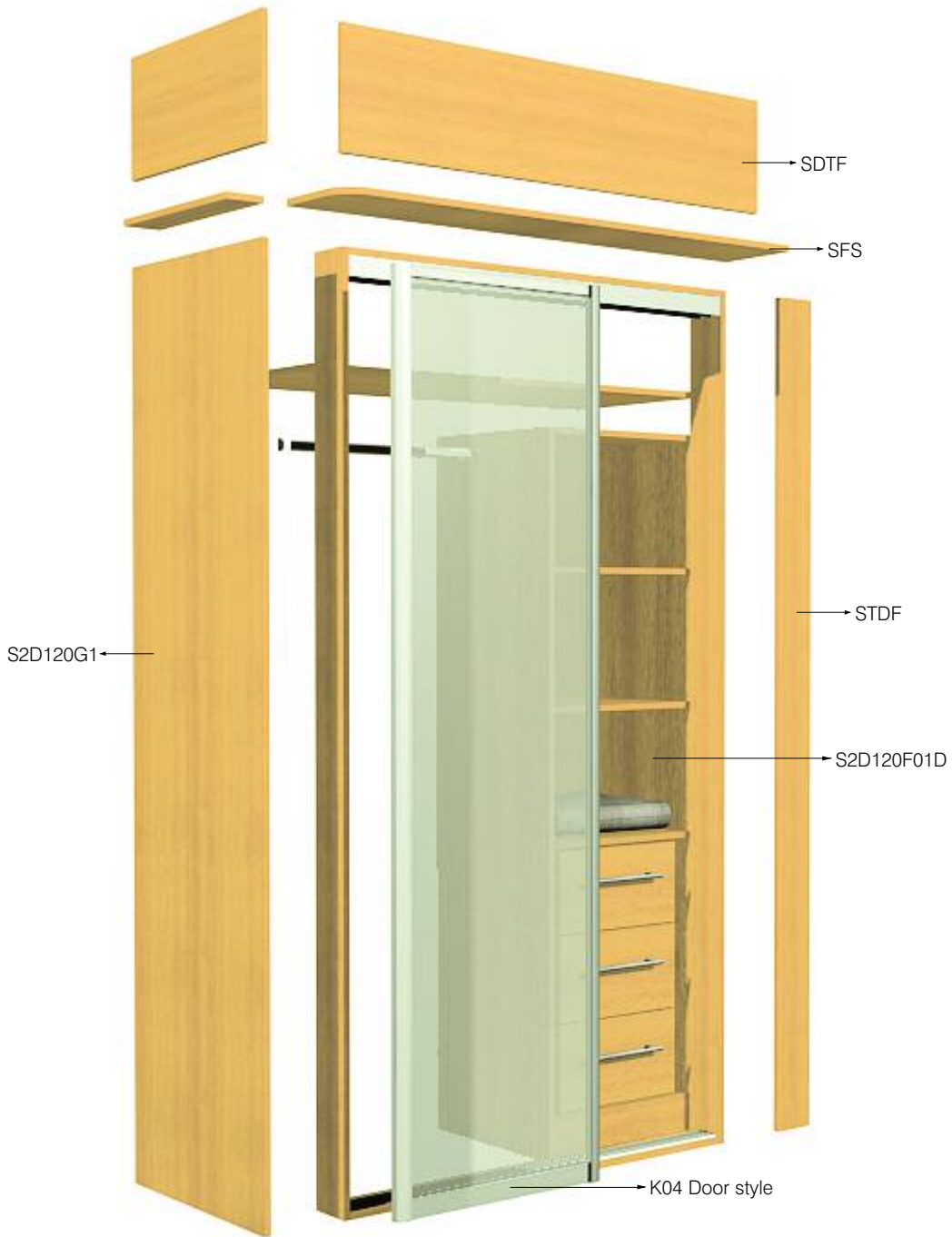


Illustration purposes only

Exploded illustration to show components.



K04 door style shown with internal fitment and drawer box upgrade

Retail Prices inc VAT



Low Voltage Lighting Kits

Code		Price
1. SLV1	20W LOW VOLTAGE LIGHT	£ 9.80
SLVTF60	20/60W LOW VOLTAGE TRANSFORMER	£ 35.25
2. SSY8626	SWAN NECK 2No. LIGHT KIT INC. TRANSFORMER	£ 68.55
SSY8607	SWAN NECK 3No. LIGHT KIT INC. TRANSFORMER	£ 92.05



Note:

Please check height of ceiling for Swan Neck lighting.

Directional Head
Height 140mm



Roundel

Roundel Manufacturing Ltd. Harton Centre, Harton Lane, South Shields, Tyne & Wear. NE34 0EE
Telephone: 0191 427 1222 Facsimile: 0191 427 0902 www.roundelkitchens.co.uk